

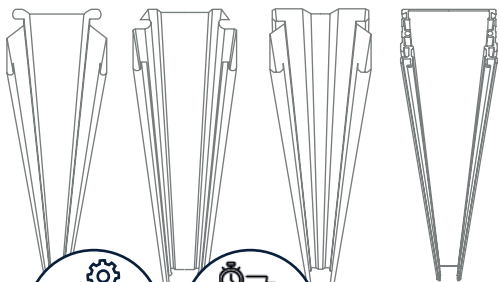


LED RETROLINE PRX-MODULE

PLUG&PLAY VAN TL NAAR LED

De PRX-Retroline Lichtlijnmodule is compatible met bestaande draagrails van lichtlijnsystemen van Signify Philips Maxos G1, TTX400, TTX200, Veko, Norton T5/T8, Lumis, Trilux E-Line T8E, T5E, Regiolux SMT, SDT, Siteco, Zumtobel ZX2. Standaard voorzien van multi-watt / multi-lumen drivers waarmee de lichtstroom naar behoefte aangepast kan worden en het armatuur vervanging biedt voor bestaande systemen met 2x80W, 1x80W, 2x58W, 1x58W, waarmee minimaal 60% energiebesparing wordt gerealiseerd.

PHILIPS TTX-200 TTX-400
NORTON NLS-T5 NLS-T8
VEKO PNR Nieuw/Oud



TIP:
Ander draagprofiel?
Trilux, Zumtobel, Etap, Ridi,...
Kijk naar onze compatibiliteitlijst!
Blz. 2

LED-lichtbron én LED Driver hebben een verwachte levensduur van 100.000, waarmee substantieel wordt bespaard op onderhouds- en vervangingskosten. Met een uitstekende kwaliteit en garantie van minimaal 7 jaar is de PRX-Retroline systeem een meer dan duurzame investering.

KENMERKEN

- ✓ Zeer flexibel dankzij 4-in-1 wattage / lumen
- ✓ Zeer energie-efficiënt tot 153 lm/w
- ✓ Cradle to Cradle modulair systeem
- ✓ Zeer lange verwachte levensduur tot 100.000 uur
- ✓ Geschikt voor EIA 2022
- ✓ Maximaal installatiegemak en opties
- ✓ Noodverlichting en/of DALI
- ✓ Minimaal 7 jaar garantie

TOEPASSINGEN

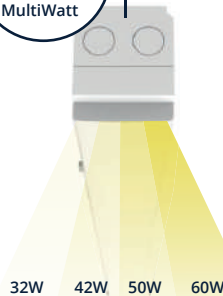
- ✓ Magazijnen
- ✓ Bedrijfshallen
- ✓ Retail



TOT **153** LM/W
ENERGIE-EFFICIËNT
65% energiebesparing




Geschikt voor een
montagehoogte
3 TOT +12 METER



MODULAIR ONTWERP

DALI / 1-10V / Noodverlichting



EENVOUD

Snel en gemakkelijk te monteren



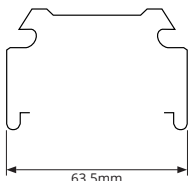
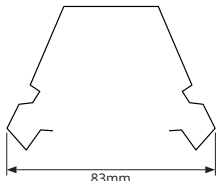
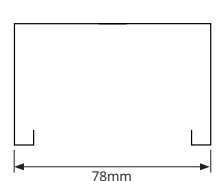
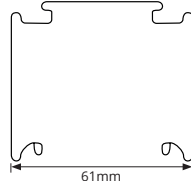
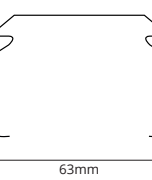
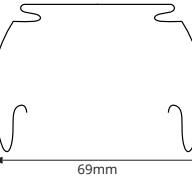

OSRAM 4 in 1 DRIVER
Multi-Watt / Multi-Lumen



4 OPTIEKEN
120° - 90° - 60° - 30°



COMPATIBILITEITSLIJST:

PHILIPS TTX-200	PHILIPS TTX-400	PHILIPS MAXOS G1	NORTON NLS-T5/T8	VEKO P/PNR	FLUOLITE TRX-T5/T8
					
PIL TRY-T5/T8	LUMIS TRX-T5/T8	ETAP E3-T8/E5-T5	ZUMTOBEL ZX1	ZUMTOBEL ZX2	ZUMTOBEL TECTON
					
TRILUX T8E/T5E	REGIOLUX SDT	REGIOLUX SMT	LUDWIG 1960	LUDWIG 2060	RIDI VLSG-5/7
					
RIDI VLG T8/T5	LITE LICHT Q-EMMS T8/T5	LITE LICHT Q-TS			
					

INDICATIE LEVERTIJDEN

Meer informatie over de indicatieve levertijden van de verschillende oplossingen?

Bestelgegevens Blz.5



SNELLE
Levering

- 1-2 Dagen*
- 3-5 Dagen*
- Special 3-6 weken*



* Alle armaturen worden voor de bestaande modules gemaakt. De levertijden zijn volgens normale omstandigheden en een indicatie. Contacteer onze specialisten voor de actuele levertijden via info@pragmalux.com. T:085-130 89 79 M:info@pragmalux.com

TIP:

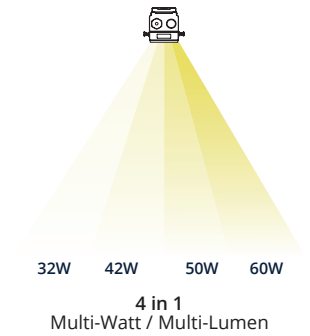
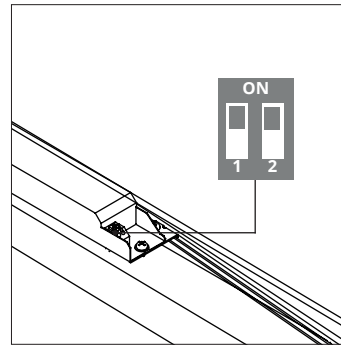
Wij hebben specials voor Zumtobel, Trilux, Ridi, Regent, Regiolux, AEG, Philips, PIL, Norton, Fluolite, ETAP, Siemens, Siteco, Litec, Lite-Licht, Siteco, Ludwig, Antaris, Kandem, RZB Newlec, Fluora en meer. Stuur uw aanvraag door met foto's van de bestaande draagrail, connectoren en meet de afmetingen van beiden. Eventuele stickers op de draagrail, module, TL-Buizen en VSA's vergroten de kans dat wij een goede oplossing kunnen bieden. Als u een deel van de draagrail of module kunt bemachtigen kunnen we u nog beter helpen, maar vaak volstaan afbeeldingen. Op deze manier kunnen we samen naar de beste oplossing zoeken.

Neem contact met onze specialisten
T: 085-130 89 79 | M:info@pragmalux.com



KEUZEHULP:

Lamp	Lumen*	Wattage**	PRX-Retroline alternatief
T8 2x58W	7200	133	PRX-Retroline 50W 7625lm
T8 1x58W	4000	66	PRX-Retroline 32W 5795lm
T8 2x36W	4700	85	PRX-Retroline 32W 5795lm
T8 1x36W	2700	72	PRX-Retroline 32W 5795lm
T5 2x80W	8610	167	PRX-Retroline 60W 9150lm
T5 1x80W	4500	85	PRX-Retroline 32W 5795lm
T5 2x54W	7100	115	PRX-Retroline 50W 7625lm
T5 1x54W	3600	58	PRX-Retroline 32W 5795lm
T5 2x49W	6100	107	PRX-Retroline 42W 6405lm
T5 1x49W	3400	53	PRX-Retroline 32W 5795lm



	W	lm	W	lm	W	lm	W	lm
PRX-Retroline LED module	60	9150	50	7625	42	6405	32	5795

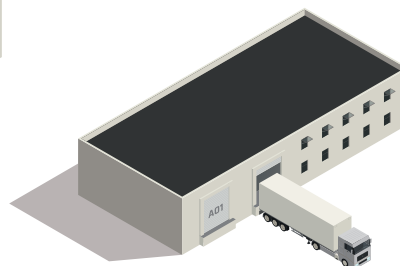
*T8/T5 lumen output gebaseerd op Philips TTX-400 MB - LOR 70% (nieuwe fluorescent TL-buizen 4000K)
 **T8 compleet systeem wattage gebaseerd op EM Ballast
 ***T5 compleet systeem wattage gebaseerd op HF Ballast

BESPARINGSVOORBEELD:



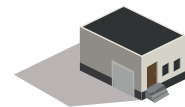
HAL - Groot 5000m² Hoogte: 12m

ROI < 1.4 JAAR A+++
BESPARING € 11.000 PER JAAR



HAL - Middel 2000m² Hoogte: 9m

ROI < 1.9 JAAR A+++
BESPARING € 3.500 PER JAAR



HAL - Klein 500m² Hoogte: 6m

ROI < 2.4 JAAR A+++
BESPARING € 800 PER JAAR

Uitgangspunten: Prijs stroom: € 0,20 / kWh / 2600 branduren per jaar / Lichtniveau gelijk aan bestaande situatie



65% BESPARING
ENERGIE-EFFICIENT

MAGAZIJNEN


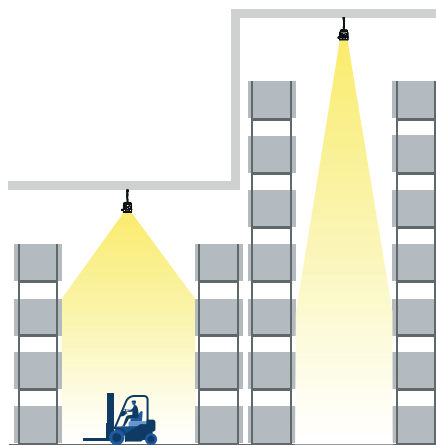
Verlichtingssterkte* (lux)	Montagehoogte (meters)			
	3	6	9	12
300	WB	WB	MB	NB
200	VWB	WB	MB	NB
150	VWB	WB	WB	NB

Norm (NEN-EN 12464-1 2021)

Vloer: $\bar{E}_m > 150 \text{ lx}$ $U_o > 0,50$

Stelling: $\bar{E}_m > 75 \text{ lx}$ $U_o > 0,40$

*Afhankelijk van afmetingen van de ruimte



Optieken:

VWB 120° (Very Wide Beam - Zeer brede bundel) / WB 90° (Wide Beam - Breedstralend)

Optioneel: MB 60° (Middle Beam - Middelbrede Bundel) / NB 30° (Narrow Beam - Smalle bundel)

OPEN RUIMTEN

Verlichtingssterkte* (lux)	Montagehoogte (meters)			
	3	6	9	12
750	WB	WB	MB	NB
500	WB	WB	MB	NB
300	VWB	WB	WB	NB
200	VWB	WB	WB	NB

Norm (NEN-EN 12464-1 2021)

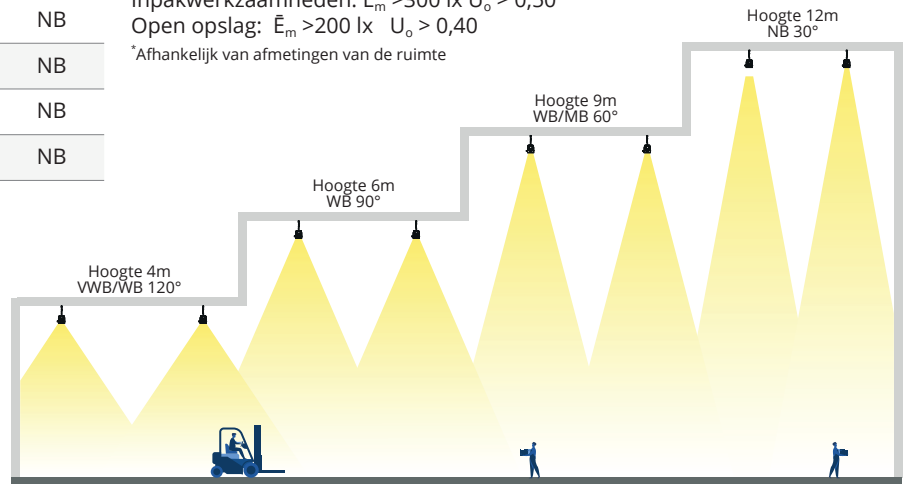
Montage/Productie: $\bar{E}_m > 500 \text{ lx}$ $U_o > 0,60$

Precisiewerk: $\bar{E}_m > 750 \text{ lx}$ $U_o > 0,70$

Inpakwerkzaamheden: $\bar{E}_m > 300 \text{ lx}$ $U_o > 0,50$

Open opslag: $\bar{E}_m > 200 \text{ lx}$ $U_o > 0,40$

*Afhankelijk van afmetingen van de ruimte




Optieken:

VWB 120° (Very Wide Beam - Zeer brede bundel) / WB 90° (Wide Beam - Breedstralend)

Optioneel: MB 60° (Middle Beam - Middelbrede Bundel) / NB 30° (Narrow Beam - Smalle bundel)

INSTALLATIE



MODULAIR ONTWERP

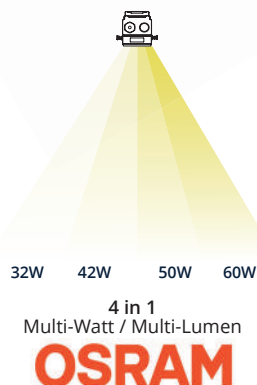
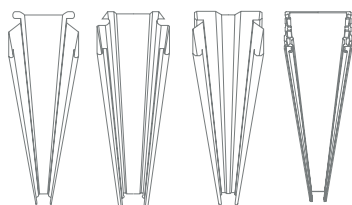
DALI/1-10V/Noodverlichting



PHILIPS
TTX-200 TTX-400

NORTON
NLS-T5 NLS-T8

VEKO
PNR Nieuw/Oud



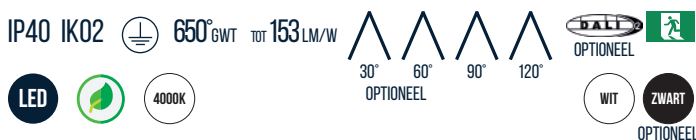
TIP:

Advies nodig voor uw project of demo gewenst? Wij helpen u graag!

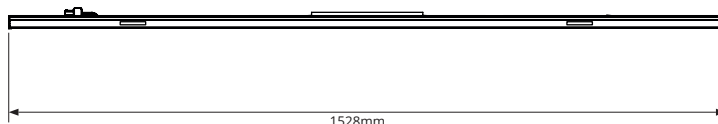
Neem contact op met ons via
085-130 89 79 | info@pragmalux.com.

PRODUCTGEGEVENS

Netspanning:	220-240V 50/60Hz
Wattage:	60-50-42-32W
Lichtstroom:	9150-7625-6405-4880lm
Kleurtemperatuur:	4000K (<2 SDCM)
Kleurweergave:	>80
Lichtbundelspreiding:	30°-60°-90°-120°
Cosinus phi:	> 0,98
Klasse:	I
Protectie:	IP40/IK02
Bedrijfstemperatuur:	-25°C - +50°C
Levensduur:	100.000(L80B10) >50.000(L90B50) Ta 25°C
Driver:	Flikkervrij



AFMETINGEN



BESTELGEGEVENS

INDICATIE LEVERTIJDEN

Meer informatie over de indicatieve levertijden van de verschillende oplossingen?

Bestelgegevens Blz.5



SNELLE
Levering

- 1-2 Dagen*
- 3-5 Dagen*
- Special 3-6 weken*



* Alle armaturen worden voor de bestaande modules gemaakt. De levertijden zijn volgens normale omstandigheden en een indicatie. Contacteer onze specialisten voor de actuele levertijden via info@pragmalux.com. T:085-130 89 79 M:info@pragmalux.com

Artikelcode	Merk	Type		W	lm	Kelvin	Bundel
40120-TX2-R58	Philips	TTX200	PRX-Retroline Philips TTX200-R58 32-60W 4880-9150lm 4000K 120°	32-60	4880-9150	4000	120°
40120-TX2-R58-N	Philips	TTX200	PRX-Retroline Philips TTX200-R58 32-60W 4880-9150lm 4000K 120° Nood	32-60	4880-9150	4000	120°
4090-TX2-R58	Philips	TTX200	PRX-Retroline Philips TTX200-R58 32-60W 4880-9150lm 4000K 90°	32-60	4880-9150	4000	90°
4090-TX2-R58-N	Philips	TTX200	PRX-Retroline Philips TTX200-R58 32-60W 4880-9150lm 4000K 90° Nood	32-60	4880-9150	4000	90°
4060-TX2-R58	Philips	TTX200	PRX-Retroline Philips TTX200-R58 32-60W 4880-9150lm 4000K 60°	32-60	4880-9150	4000	60°
4060-TX2-R58-N	Philips	TTX200	PRX-Retroline Philips TTX200-R58 32-60W 4880-9150lm 4000K 60° Nood	32-60	4880-9150	4000	60°
4030-TX2-R58	Philips	TTX200	PRX-Retroline Philips TTX200-R58 32-60W 4880-9150lm 4000K 30°	32-60	4880-9150	4000	30°
4030-TX2-R58-N	Philips	TTX200	PRX-Retroline Philips TTX200-R58 32-60W 4880-9150lm 4000K 30° Nood	32-60	4880-9150	4000	30°
50120-TX2-R58	Philips	TTX200	PRX-Retroline Philips TTX200-R58 32-60W 4880-9150lm 5000K 120°	32-60	4880-9150	5000	120°
50120-TX2-R58-N	Philips	TTX200	PRX-Retroline Philips TTX200-R58 32-60W 4880-9150lm 5000K 120° Nood	32-60	4880-9150	5000	120°
5090-TX2-R58	Philips	TTX200	PRX-Retroline Philips TTX200-R58 32-60W 4880-9150lm 5000K 90°	32-60	4880-9150	5000	90°
5090-TX2-R58-N	Philips	TTX200	PRX-Retroline Philips TTX200-R58 32-60W 4880-9150lm 5000K 90° Nood	32-60	4880-9150	5000	90°
5060-TX2-R58	Philips	TTX200	PRX-Retroline Philips TTX200-R58 32-60W 4880-9150lm 5000K 60°	32-60	4880-9150	5000	60°
5060-TX2-R58-N	Philips	TTX200	PRX-Retroline Philips TTX200-R58 32-60W 4880-9150lm 5000K 60° Nood	32-60	4880-9150	5000	60°
5030-TX2-R58	Philips	TTX200	PRX-Retroline Philips TTX200-R58 32-60W 4880-9150lm 5000K 30°	32-60	4880-9150	5000	30°
5030-TX2-R58-N	Philips	TTX200	PRX-Retroline Philips TTX200-R58 32-60W 4880-9150lm 5000K 30° Nood	32-60	4880-9150	5000	30°
65120-TX2-R58	Philips	TTX200	PRX-Retroline Philips TTX200-R58 32-60W 4880-9150lm 6500K 120°	32-60	4880-9150	6500	120°
65120-TX2-R58-N	Philips	TTX200	PRX-Retroline Philips TTX200-R58 32-60W 4880-9150lm 6500K 120° Nood	32-60	4880-9150	6500	120°
6590-TX2-R58	Philips	TTX200	PRX-Retroline Philips TTX200-R58 32-60W 4880-9150lm 6500K 90°	32-60	4880-9150	6500	90°
6590-TX2-R58-N	Philips	TTX200	PRX-Retroline Philips TTX200-R58 32-60W 4880-9150lm 6500K 90° Nood	32-60	4880-9150	6500	90°
6560-TX2-R58	Philips	TTX200	PRX-Retroline Philips TTX200-R58 32-60W 4880-9150lm 6500K 60°	32-60	4880-9150	6500	60°
6560-TX2-R58-N	Philips	TTX200	PRX-Retroline Philips TTX200-R58 32-60W 4880-9150lm 6500K 60° Nood	32-60	4880-9150	6500	60°
6530-TX2-R58	Philips	TTX200	PRX-Retroline Philips TTX200-R58 32-60W 4880-9150lm 6500K 30°	32-60	4880-9150	6500	30°
6530-TX2-R58-N	Philips	TTX200	PRX-Retroline Philips TTX200-R58 32-60W 4880-9150lm 6500K 30° Nood	32-60	4880-9150	6500	30°

BESTELGEGEVENS

Artikelcode	Merk	Type		W	lm	Kelvin	Bundel
6590-NLS-T5	Norton	NLS-T5	PRX-Retroline Norton NLS T5 32-60W 4880-9150lm 6500K 90°	32-60	4880-9150	6500	90°
6590-NLS-T5-N	Norton	NLS-T5	PRX-Retroline Norton NLS T5 32-60W 4880-9150lm 6500K 90° Nood	32-60	4880-9150	6500	90°
6560-NLS-T5	Norton	NLS-T5	PRX-Retroline Norton NLS T5 32-60W 4880-9150lm 6500K 60°	32-60	4880-9150	6500	60°
6560-NLS-T5-N	Norton	NLS-T5	PRX-Retroline Norton NLS T5 32-60W 4880-9150lm 6500K 60° Nood	32-60	4880-9150	6500	60°
6530-NLS-T5	Norton	NLS-T5	PRX-Retroline Norton NLS T5 32-60W 4880-9150lm 6500K 30°	32-60	4880-9150	6500	30°
6530-NLS-T5-N	Norton	NLS-T5	PRX-Retroline Norton NLS T5 32-60W 4880-9150lm 6500K 30° Nood	32-60	4880-9150	6500	30°
40120-P	Veko	P OLD	PRX-Retroline Veko P OLD 32-60W 4880-9150lm 4000K 120°	32-60	4880-9150	4000	120°
40120-P-N	Veko	P OLD	PRX-Retroline Veko P OLD 32-60W 4880-9150lm 4000K 120° Nood	32-60	4880-9150	4000	120°
4090-P	Veko	P OLD	PRX-Retroline Veko P OLD 32-60W 4880-9150lm 4000K 90°	32-60	4880-9150	4000	90°
4090-P-N	Veko	P OLD	PRX-Retroline Veko P OLD 32-60W 4880-9150lm 4000K 90° Nood	32-60	4880-9150	4000	90°
4060-P	Veko	P OLD	PRX-Retroline Veko P OLD 32-60W 4880-9150lm 4000K 60°	32-60	4880-9150	4000	60°
4060-P-N	Veko	P OLD	PRX-Retroline Veko P OLD 32-60W 4880-9150lm 4000K 60° Nood	32-60	4880-9150	4000	60°
4030-P	Veko	P OLD	PRX-Retroline Veko P OLD 32-60W 4880-9150lm 4000K 30°	32-60	4880-9150	4000	30°
4030-P-N	Veko	P OLD	PRX-Retroline Veko P OLD 32-60W 4880-9150lm 4000K 30° Nood	32-60	4880-9150	4000	30°
40120-PNR	Veko	PNR NEW	PRX-Retroline Veko PNR NEW 32-60W 4880-9150lm 4000K 120°	32-60	4880-9150	4000	120°
40120-PNR-N	Veko	PNR NEW	PRX-Retroline Veko PNR NEW 32-60W 4880-9150lm 4000K 120° Nood	32-60	4880-9150	4000	120°
4090-PNR	Veko	PNR NEW	PRX-Retroline Veko PNR NEW 32-60W 4880-9150lm 4000K 90°	32-60	4880-9150	4000	90°
4090-PNR-N	Veko	PNR NEW	PRX-Retroline Veko PNR NEW 32-60W 4880-9150lm 4000K 90° Nood	32-60	4880-9150	4000	90°
4060-PNR	Veko	PNR NEW	PRX-Retroline Veko PNR NEW 32-60W 4880-9150lm 4000K 60°	32-60	4880-9150	4000	60°
4060-PNR-N	Veko	PNR NEW	PRX-Retroline Veko PNR NEW 32-60W 4880-9150lm 4000K 60° Nood	32-60	4880-9150	4000	60°
4030-PNR	Veko	PNR NEW	PRX-Retroline Veko PNR NEW 32-60W 4880-9150lm 4000K 30°	32-60	4880-9150	4000	30°
4030-PNR-N	Veko	PNR NEW	PRX-Retroline Veko PNR NEW 32-60W 4880-9150lm 4000K 30° Nood	32-60	4880-9150	4000	30°
50120-P	Veko	P OLD	PRX-Retroline Veko P OLD 32-60W 4880-9150lm 5000K 120°	32-60	4880-9150	5000	120°
50120-P-N	Veko	P OLD	PRX-Retroline Veko P OLD 32-60W 4880-9150lm 5000K 120° Nood	32-60	4880-9150	5000	120°
5090-P	Veko	P OLD	PRX-Retroline Veko P OLD 32-60W 4880-9150lm 5000K 90°	32-60	4880-9150	5000	90°
5090-P-N	Veko	P OLD	PRX-Retroline Veko P OLD 32-60W 4880-9150lm 5000K 90° Nood	32-60	4880-9150	5000	90°
5060-P	Veko	P OLD	PRX-Retroline Veko P OLD 32-60W 4880-9150lm 5000K 60°	32-60	4880-9150	5000	60°
5060-P-N	Veko	P OLD	PRX-Retroline Veko P OLD 32-60W 4880-9150lm 5000K 60° Nood	32-60	4880-9150	5000	60°
5030-P	Veko	P OLD	PRX-Retroline Veko P OLD 32-60W 4880-9150lm 5000K 30°	32-60	4880-9150	5000	30°
5030-P-N	Veko	P OLD	PRX-Retroline Veko P OLD 32-60W 4880-9150lm 5000K 30° Nood	32-60	4880-9150	5000	30°
50120-PNR	Veko	PNR NEW	PRX-Retroline Veko PNR NEW 32-60W 4880-9150lm 5000K 120°	32-60	4880-9150	5000	120°
50120-PNR-N	Veko	PNR NEW	PRX-Retroline Veko PNR NEW 32-60W 4880-9150lm 5000K 120° Nood	32-60	4880-9150	5000	120°
5090-PNR	Veko	PNR NEW	PRX-Retroline Veko PNR NEW 32-60W 4880-9150lm 5000K 90°	32-60	4880-9150	5000	90°
5090-PNR-N	Veko	PNR NEW	PRX-Retroline Veko PNR NEW 32-60W 4880-9150lm 5000K 90° Nood	32-60	4880-9150	5000	90°
5060-PNR	Veko	PNR NEW	PRX-Retroline Veko PNR NEW 32-60W 4880-9150lm 5000K 60°	32-60	4880-9150	5000	60°
5060-PNR-N	Veko	PNR NEW	PRX-Retroline Veko PNR NEW 32-60W 4880-9150lm 5000K 60° Nood	32-60	4880-9150	5000	60°
5030-PNR	Veko	PNR NEW	PRX-Retroline Veko PNR NEW 32-60W 4880-9150lm 5000K 30°	32-60	4880-9150	5000	30°
5030-PNR-N	Veko	PNR NEW	PRX-Retroline Veko PNR NEW 32-60W 4880-9150lm 5000K 30° Nood	32-60	4880-9150	5000	30°
65120-P	Veko	P OLD	PRX-Retroline Veko P OLD 32-60W 4880-9150lm 6500K 120°	32-60	4880-9150	6500	120°
65120-P-N	Veko	P OLD	PRX-Retroline Veko P OLD 32-60W 4880-9150lm 6500K 120° Nood	32-60	4880-9150	6500	120°
6590-P	Veko	P OLD	PRX-Retroline Veko P OLD 32-60W 4880-9150lm 6500K 90°	32-60	4880-9150	6500	90°
6590-P-N	Veko	P OLD	PRX-Retroline Veko P OLD 32-60W 4880-9150lm 6500K 90° Nood	32-60	4880-9150	6500	90°
6560-P	Veko	P OLD	PRX-Retroline Veko P OLD 32-60W 4880-9150lm 6500K 60°	32-60	4880-9150	6500	60°
6560-P-N	Veko	P OLD	PRX-Retroline Veko P OLD 32-60W 4880-9150lm 6500K 60° Nood	32-60	4880-9150	6500	60°
6530-P	Veko	P OLD	PRX-Retroline Veko P OLD 32-60W 4880-9150lm 6500K 30°	32-60	4880-9150	6500	30°
6530-P-N	Veko	P OLD	PRX-Retroline Veko P OLD 32-60W 4880-9150lm 6500K 30° Nood	32-60	4880-9150	6500	30°

BESTELGEGEVENS

Artikelcode	Merk	Type		W	lm	Kelvin	Bundel
65120-LU-TRX-T8-N	Lumis	TRX-T8	PRX-Retroline Lumis TRX-T8 32-60W 4880-9150lm 6500K 120° Nood	32-60	4880-9150	6500	120°
6590-LU-TRX-T8	Lumis	TRX-T8	PRX-Retroline Lumis TRX-T8 32-60W 4880-9150lm 6500K 90°	32-60	4880-9150	6500	90°
6590-LU-TRX-T8-N	Lumis	TRX-T8	PRX-Retroline Lumis TRX-T8 32-60W 4880-9150lm 6500K 90° Nood	32-60	4880-9150	6500	90°
6560-LU-TRX-T8	Lumis	TRX-T8	PRX-Retroline Lumis TRX-T8 32-60W 4880-9150lm 6500K 60°	32-60	4880-9150	6500	60°
6560-LU-TRX-T8-N	Lumis	TRX-T8	PRX-Retroline Lumis TRX-T8 32-60W 4880-9150lm 6500K 60° Nood	32-60	4880-9150	6500	60°
6530-LU-TRX-T8	Lumis	TRX-T8	PRX-Retroline Lumis TRX-T8 32-60W 4880-9150lm 6500K 30°	32-60	4880-9150	6500	30°
6530-LU-TRX-T8-N	Lumis	TRX-T8	PRX-Retroline Lumis TRX-T8 32-60W 4880-9150lm 6500K 30° Nood	32-60	4880-9150	6500	30°
65120-LU-TRX-T5	Lumis	TRX-T5	PRX-Retroline Lumis TRX-T5 32-60W 4880-9150lm 6500K 120°	32-60	4880-9150	6500	120°
65120-LU-TRX-T5-N	Lumis	TRX-T5	PRX-Retroline Lumis TRX-T5 32-60W 4880-9150lm 6500K 120° Nood	32-60	4880-9150	6500	120°
6590-LU-TRX-T5	Lumis	TRX-T5	PRX-Retroline Lumis TRX-T5 32-60W 4880-9150lm 6500K 90°	32-60	4880-9150	6500	90°
6590-LU-TRX-T5-N	Lumis	TRX-T5	PRX-Retroline Lumis TRX-T5 32-60W 4880-9150lm 6500K 90° Nood	32-60	4880-9150	6500	90°
6560-LU-TRX-T5	Lumis	TRX-T5	PRX-Retroline Lumis TRX-T5 32-60W 4880-9150lm 6500K 60°	32-60	4880-9150	6500	60°
6560-LU-TRX-T5-N	Lumis	TRX-T5	PRX-Retroline Lumis TRX-T5 32-60W 4880-9150lm 6500K 60° Nood	32-60	4880-9150	6500	60°
6530-LU-TRX-T5	Lumis	TRX-T5	PRX-Retroline Lumis TRX-T5 32-60W 4880-9150lm 6500K 30°	32-60	4880-9150	6500	30°
6530-LU-TRX-T5-N	Lumis	TRX-T5	PRX-Retroline Lumis TRX-T5 32-60W 4880-9150lm 6500K 30° Nood	32-60	4880-9150	6500	30°
40120-E3-T8	ETAP	E3 T8	PRX-Retroline ETAP E3 T8 32-60W 4880-9150lm 4000K 120°	32-60	4880-9150	4000	120°
40120-E3-T8-N	ETAP	E3 T8	PRX-Retroline ETAP E3 T8 32-60W 4880-9150lm 4000K 120° Nood	32-60	4880-9150	4000	120°
4090-E3-T8	ETAP	E3 T8	PRX-Retroline ETAP E3 T8 32-60W 4880-9150lm 4000K 90°	32-60	4880-9150	4000	90°
4090-E3-T8-N	ETAP	E3 T8	PRX-Retroline ETAP E3 T8 32-60W 4880-9150lm 4000K 90° Nood	32-60	4880-9150	4000	90°
4060-E3-T8	ETAP	E3 T8	PRX-Retroline ETAP E3 T8 32-60W 4880-9150lm 4000K 60°	32-60	4880-9150	4000	60°
4060-E3-T8-N	ETAP	E3 T8	PRX-Retroline ETAP E3 T8 32-60W 4880-9150lm 4000K 60° Nood	32-60	4880-9150	4000	60°
4030-E3-T8	ETAP	E3 T8	PRX-Retroline ETAP E3 T8 32-60W 4880-9150lm 4000K 30°	32-60	4880-9150	4000	30°
4030-E3-T8-N	ETAP	E3 T8	PRX-Retroline ETAP E3 T8 32-60W 4880-9150lm 4000K 30° Nood	32-60	4880-9150	4000	30°
40120-E5-T5	ETAP	E5 T5	PRX-Retroline ETAP E5 T5 32-60W 4880-9150lm 4000K 120°	32-60	4880-9150	4000	120°
40120-E5-T5-N	ETAP	E5 T5	PRX-Retroline ETAP E5 T5 32-60W 4880-9150lm 4000K 120° Nood	32-60	4880-9150	4000	120°
4090-E5-T5	ETAP	E5 T5	PRX-Retroline ETAP E5 T5 32-60W 4880-9150lm 4000K 90°	32-60	4880-9150	4000	90°
4090-E5-T5-N	ETAP	E5 T5	PRX-Retroline ETAP E5 T5 32-60W 4880-9150lm 4000K 90° Nood	32-60	4880-9150	4000	90°
4060-E5-T5	ETAP	E5 T5	PRX-Retroline ETAP E5 T5 32-60W 4880-9150lm 4000K 60°	32-60	4880-9150	4000	60°
4060-E5-T5-N	ETAP	E5 T5	PRX-Retroline ETAP E5 T5 32-60W 4880-9150lm 4000K 60° Nood	32-60	4880-9150	4000	60°
4030-E5-T5	ETAP	E5 T5	PRX-Retroline ETAP E5 T5 32-60W 4880-9150lm 4000K 30°	32-60	4880-9150	4000	30°
4030-E5-T5-N	ETAP	E5 T5	PRX-Retroline ETAP E5 T5 32-60W 4880-9150lm 4000K 30° Nood	32-60	4880-9150	4000	30°
50120-E3-T8	ETAP	E3 T8	PRX-Retroline ETAP E3 T8 32-60W 4880-9150lm 5000K 120°	32-60	4880-9150	5000	120°
50120-E3-T8-N	ETAP	E3 T8	PRX-Retroline ETAP E3 T8 32-60W 4880-9150lm 5000K 120° Nood	32-60	4880-9150	5000	120°
5090-E3-T8	ETAP	E3 T8	PRX-Retroline ETAP E3 T8 32-60W 4880-9150lm 5000K 90°	32-60	4880-9150	5000	90°
5090-E3-T8-N	ETAP	E3 T8	PRX-Retroline ETAP E3 T8 32-60W 4880-9150lm 5000K 90° Nood	32-60	4880-9150	5000	90°
5060-E3-T8	ETAP	E3 T8	PRX-Retroline ETAP E3 T8 32-60W 4880-9150lm 5000K 60°	32-60	4880-9150	5000	60°
5060-E3-T8-N	ETAP	E3 T8	PRX-Retroline ETAP E3 T8 32-60W 4880-9150lm 5000K 60° Nood	32-60	4880-9150	5000	60°
5030-E3-T8	ETAP	E3 T8	PRX-Retroline ETAP E3 T8 32-60W 4880-9150lm 5000K 30°	32-60	4880-9150	5000	30°
5030-E3-T8-N	ETAP	E3 T8	PRX-Retroline ETAP E3 T8 32-60W 4880-9150lm 5000K 30° Nood	32-60	4880-9150	5000	30°
50120-E5-T5	ETAP	E5 T5	PRX-Retroline ETAP E5 T5 32-60W 4880-9150lm 5000K 120°	32-60	4880-9150	5000	120°
50120-E5-T5-N	ETAP	E5 T5	PRX-Retroline ETAP E5 T5 32-60W 4880-9150lm 5000K 120° Nood	32-60	4880-9150	5000	120°
5090-E5-T5	ETAP	E5 T5	PRX-Retroline ETAP E5 T5 32-60W 4880-9150lm 5000K 90°	32-60	4880-9150	5000	90°
5090-E5-T5-N	ETAP	E5 T5	PRX-Retroline ETAP E5 T5 32-60W 4880-9150lm 5000K 90° Nood	32-60	4880-9150	5000	90°
5060-E5-T5	ETAP	E5 T5	PRX-Retroline ETAP E5 T5 32-60W 4880-9150lm 5000K 60°	32-60	4880-9150	5000	60°
5060-E5-T5-N	ETAP	E5 T5	PRX-Retroline ETAP E5 T5 32-60W 4880-9150lm 5000K 60° Nood	32-60	4880-9150	5000	60°
5030-E5-T5	ETAP	E5 T5	PRX-Retroline ETAP E5 T5 32-60W 4880-9150lm 5000K 30°	32-60	4880-9150	5000	30°

BESTELGEGEVENS

Artikelcode	Merk	Type		W	lm	Kelvin	Bundel
5030-E5-T5-N	ETAP	E5 T5	PRX-Retroline ETAP E5 T5 32-60W 4880-9150lm 5000K 30° Nood	32-60	4880-9150	5000	30°
65120-E3-T8	ETAP	E3 T8	PRX-Retroline ETAP E3 T8 32-60W 4880-9150lm 6500K 120°	32-60	4880-9150	6500	120°
65120-E3-T8-N	ETAP	E3 T8	PRX-Retroline ETAP E3 T8 32-60W 4880-9150lm 6500K 120° Nood	32-60	4880-9150	6500	120°
6590-E3-T8	ETAP	E3 T8	PRX-Retroline ETAP E3 T8 32-60W 4880-9150lm 6500K 90°	32-60	4880-9150	6500	90°
6590-E3-T8-N	ETAP	E3 T8	PRX-Retroline ETAP E3 T8 32-60W 4880-9150lm 6500K 90° Nood	32-60	4880-9150	6500	90°
6560-E3-T8	ETAP	E3 T8	PRX-Retroline ETAP E3 T8 32-60W 4880-9150lm 6500K 60°	32-60	4880-9150	6500	60°
6560-E3-T8-N	ETAP	E3 T8	PRX-Retroline ETAP E3 T8 32-60W 4880-9150lm 6500K 60° Nood	32-60	4880-9150	6500	60°
6530-E3-T8	ETAP	E3 T8	PRX-Retroline ETAP E3 T8 32-60W 4880-9150lm 6500K 30°	32-60	4880-9150	6500	30°
6530-E3-T8-N	ETAP	E3 T8	PRX-Retroline ETAP E3 T8 32-60W 4880-9150lm 6500K 30° Nood	32-60	4880-9150	6500	30°
65120-E5-T5	ETAP	E5 T5	PRX-Retroline ETAP E5 T5 32-60W 4880-9150lm 6500K 120°	32-60	4880-9150	6500	120°
65120-E5-T5-N	ETAP	E5 T5	PRX-Retroline ETAP E5 T5 32-60W 4880-9150lm 6500K 120° Nood	32-60	4880-9150	6500	120°
6590-E5-T5	ETAP	E5 T5	PRX-Retroline ETAP E5 T5 32-60W 4880-9150lm 6500K 90°	32-60	4880-9150	6500	90°
6590-E5-T5-N	ETAP	E5 T5	PRX-Retroline ETAP E5 T5 32-60W 4880-9150lm 6500K 90° Nood	32-60	4880-9150	6500	90°
6560-E5-T5	ETAP	E5 T5	PRX-Retroline ETAP E5 T5 32-60W 4880-9150lm 6500K 60°	32-60	4880-9150	6500	60°
6560-E5-T5-N	ETAP	E5 T5	PRX-Retroline ETAP E5 T5 32-60W 4880-9150lm 6500K 60° Nood	32-60	4880-9150	6500	60°
6530-E5-T5	ETAP	E5 T5	PRX-Retroline ETAP E5 T5 32-60W 4880-9150lm 6500K 30°	32-60	4880-9150	6500	30°
6530-E5-T5-N	ETAP	E5 T5	PRX-Retroline ETAP E5 T5 32-60W 4880-9150lm 6500K 30° Nood	32-60	4880-9150	6500	30°
40120-ZX1	Zumtobel	ZX1	PRX-Retroline Zumtobel ZX1 32-60W 4880-9150lm 4000K 120°	32-60	4880-9150	4000	120°
40120-ZX1-N	Zumtobel	ZX1	PRX-Retroline Zumtobel ZX1 32-60W 4880-9150lm 4000K 120° Nood	32-60	4880-9150	4000	120°
4090-ZX1	Zumtobel	ZX1	PRX-Retroline Zumtobel ZX1 32-60W 4880-9150lm 4000K 90°	32-60	4880-9150	4000	90°
4090-ZX1-N	Zumtobel	ZX1	PRX-Retroline Zumtobel ZX1 32-60W 4880-9150lm 4000K 90° Nood	32-60	4880-9150	4000	90°
4060-ZX1	Zumtobel	ZX1	PRX-Retroline Zumtobel ZX1 32-60W 4880-9150lm 4000K 60°	32-60	4880-9150	4000	60°
4060-ZX1-N	Zumtobel	ZX1	PRX-Retroline Zumtobel ZX1 32-60W 4880-9150lm 4000K 60° Nood	32-60	4880-9150	4000	60°
4030-ZX1	Zumtobel	ZX1	PRX-Retroline Zumtobel ZX1 32-60W 4880-9150lm 4000K 30°	32-60	4880-9150	4000	30°
4030-ZX1-N	Zumtobel	ZX1	PRX-Retroline Zumtobel ZX1 32-60W 4880-9150lm 4000K 30° Nood	32-60	4880-9150	4000	30°
50120-ZX1	Zumtobel	ZX1	PRX-Retroline Zumtobel ZX1 32-60W 4880-9150lm 5000K 120°	32-60	4880-9150	5000	120°
50120-ZX1-N	Zumtobel	ZX1	PRX-Retroline Zumtobel ZX1 32-60W 4880-9150lm 5000K 120° Nood	32-60	4880-9150	5000	120°
5090-ZX1	Zumtobel	ZX1	PRX-Retroline Zumtobel ZX1 32-60W 4880-9150lm 5000K 90°	32-60	4880-9150	5000	90°
5090-ZX1-N	Zumtobel	ZX1	PRX-Retroline Zumtobel ZX1 32-60W 4880-9150lm 5000K 90° Nood	32-60	4880-9150	5000	90°
5060-ZX1	Zumtobel	ZX1	PRX-Retroline Zumtobel ZX1 32-60W 4880-9150lm 5000K 60°	32-60	4880-9150	5000	60°
5060-ZX1-N	Zumtobel	ZX1	PRX-Retroline Zumtobel ZX1 32-60W 4880-9150lm 5000K 60° Nood	32-60	4880-9150	5000	60°
5030-ZX1	Zumtobel	ZX1	PRX-Retroline Zumtobel ZX1 32-60W 4880-9150lm 5000K 30°	32-60	4880-9150	5000	30°
5030-ZX1-N	Zumtobel	ZX1	PRX-Retroline Zumtobel ZX1 32-60W 4880-9150lm 5000K 30° Nood	32-60	4880-9150	5000	30°
65120-ZX1	Zumtobel	ZX1	PRX-Retroline Zumtobel ZX1 32-60W 4880-9150lm 6500K 120°	32-60	4880-9150	6500	120°
65120-ZX1-N	Zumtobel	ZX1	PRX-Retroline Zumtobel ZX1 32-60W 4880-9150lm 6500K 120° Nood	32-60	4880-9150	6500	120°
6590-ZX1	Zumtobel	ZX1	PRX-Retroline Zumtobel ZX1 32-60W 4880-9150lm 6500K 90°	32-60	4880-9150	6500	90°
6590-ZX1-N	Zumtobel	ZX1	PRX-Retroline Zumtobel ZX1 32-60W 4880-9150lm 6500K 90° Nood	32-60	4880-9150	6500	90°
6560-ZX1	Zumtobel	ZX1	PRX-Retroline Zumtobel ZX1 32-60W 4880-9150lm 6500K 60°	32-60	4880-9150	6500	60°
6560-ZX1-N	Zumtobel	ZX1	PRX-Retroline Zumtobel ZX1 32-60W 4880-9150lm 6500K 60° Nood	32-60	4880-9150	6500	60°
6530-ZX1	Zumtobel	ZX1	PRX-Retroline Zumtobel ZX1 32-60W 4880-9150lm 6500K 30°	32-60	4880-9150	6500	30°
6530-ZX1-N	Zumtobel	ZX1	PRX-Retroline Zumtobel ZX1 32-60W 4880-9150lm 6500K 30° Nood	32-60	4880-9150	6500	30°
40120-ZX2-T8	Zumtobel	ZX2 T8	PRX-Retroline Zumtobel ZX2 T8 32-60W 4880-9150lm 4000K 120°	32-60	4880-9150	4000	120°
40120-ZX2-T8-N	Zumtobel	ZX2 T8	PRX-Retroline Zumtobel ZX2 T8 32-60W 4880-9150lm 4000K 120° Nood	32-60	4880-9150	4000	120°
4090-ZX2-T8	Zumtobel	ZX2 T8	PRX-Retroline Zumtobel ZX2 T8 32-60W 4880-9150lm 4000K 90°	32-60	4880-9150	4000	90°
4090-ZX2-T8-N	Zumtobel	ZX2 T8	PRX-Retroline Zumtobel ZX2 T8 32-60W 4880-9150lm 4000K 90° Nood	32-60	4880-9150	4000	90°
4060-ZX2-T8	Zumtobel	ZX2 T8	PRX-Retroline Zumtobel ZX2 T8 32-60W 4880-9150lm 4000K 60°	32-60	4880-9150	4000	60°

BESTELGEGEVENS

Artikelcode	Merk	Type		W	lm	Kelvin	Bundel
4090-TECTON-N	Zumtobel	Tecton	PRX-Retroline Zumtobel Tecton 32-60W 4880-9150lm 4000K 90° Nood	32-60	4880-9150	4000	90°
4060-TECTON	Zumtobel	Tecton	PRX-Retroline Zumtobel Tecton 32-60W 4880-9150lm 4000K 60°	32-60	4880-9150	4000	60°
4060-TECTON-N	Zumtobel	Tecton	PRX-Retroline Zumtobel Tecton 32-60W 4880-9150lm 4000K 60° Nood	32-60	4880-9150	4000	60°
4030-TECTON	Zumtobel	Tecton	PRX-Retroline Zumtobel Tecton 32-60W 4880-9150lm 4000K 30°	32-60	4880-9150	4000	30°
4030-TECTON-N	Zumtobel	Tecton	PRX-Retroline Zumtobel Tecton 32-60W 4880-9150lm 4000K 30° Nood	32-60	4880-9150	4000	30°
50120-TECTON	Zumtobel	Tecton	PRX-Retroline Zumtobel Tecton 32-60W 4880-9150lm 5000K 120°	32-60	4880-9150	5000	120°
50120-TECTON-N	Zumtobel	Tecton	PRX-Retroline Zumtobel Tecton 32-60W 4880-9150lm 5000K 120° Nood	32-60	4880-9150	5000	120°
5090-TECTON	Zumtobel	Tecton	PRX-Retroline Zumtobel Tecton 32-60W 4880-9150lm 5000K 90°	32-60	4880-9150	5000	90°
5090-TECTON-N	Zumtobel	Tecton	PRX-Retroline Zumtobel Tecton 32-60W 4880-9150lm 5000K 90° Nood	32-60	4880-9150	5000	90°
5060-TECTON	Zumtobel	Tecton	PRX-Retroline Zumtobel Tecton 32-60W 4880-9150lm 5000K 60°	32-60	4880-9150	5000	60°
5060-TECTON-N	Zumtobel	Tecton	PRX-Retroline Zumtobel Tecton 32-60W 4880-9150lm 5000K 60° Nood	32-60	4880-9150	5000	60°
5030-TECTON	Zumtobel	Tecton	PRX-Retroline Zumtobel Tecton 32-60W 4880-9150lm 5000K 30°	32-60	4880-9150	5000	30°
5030-TECTON-N	Zumtobel	Tecton	PRX-Retroline Zumtobel Tecton 32-60W 4880-9150lm 5000K 30° Nood	32-60	4880-9150	5000	30°
65120-TECTON	Zumtobel	Tecton	PRX-Retroline Zumtobel Tecton 32-60W 4880-9150lm 6500K 120°	32-60	4880-9150	6500	120°
65120-TECTON-N	Zumtobel	Tecton	PRX-Retroline Zumtobel Tecton 32-60W 4880-9150lm 6500K 120° Nood	32-60	4880-9150	6500	120°
6590-TECTON	Zumtobel	Tecton	PRX-Retroline Zumtobel Tecton 32-60W 4880-9150lm 6500K 90°	32-60	4880-9150	6500	90°
6590-TECTON-N	Zumtobel	Tecton	PRX-Retroline Zumtobel Tecton 32-60W 4880-9150lm 6500K 90° Nood	32-60	4880-9150	6500	90°
6560-TECTON	Zumtobel	Tecton	PRX-Retroline Zumtobel Tecton 32-60W 4880-9150lm 6500K 60°	32-60	4880-9150	6500	60°
6560-TECTON-N	Zumtobel	Tecton	PRX-Retroline Zumtobel Tecton 32-60W 4880-9150lm 6500K 60° Nood	32-60	4880-9150	6500	60°
6530-TECTON	Zumtobel	Tecton	PRX-Retroline Zumtobel Tecton 32-60W 4880-9150lm 6500K 30°	32-60	4880-9150	6500	30°
6530-TECTON-N	Zumtobel	Tecton	PRX-Retroline Zumtobel Tecton 32-60W 4880-9150lm 6500K 30° Nood	32-60	4880-9150	6500	30°
40120-T8E	Trilux	T8E	PRX-Retroline Trilux T8E 32-60W 4880-9150lm 4000K 120°	32-60	4880-9150	4000	120°
40120-T8E-N	Trilux	T8E	PRX-Retroline Trilux T8E 32-60W 4880-9150lm 4000K 120° Nood	32-60	4880-9150	4000	120°
4090-T8E	Trilux	T8E	PRX-Retroline Trilux T8E 32-60W 4880-9150lm 4000K 90°	32-60	4880-9150	4000	90°
4090-T8E-N	Trilux	T8E	PRX-Retroline Trilux T8E 32-60W 4880-9150lm 4000K 90° Nood	32-60	4880-9150	4000	90°
4060-T8E	Trilux	T8E	PRX-Retroline Trilux T8E 32-60W 4880-9150lm 4000K 60°	32-60	4880-9150	4000	60°
4060-T8E-N	Trilux	T8E	PRX-Retroline Trilux T8E 32-60W 4880-9150lm 4000K 60° Nood	32-60	4880-9150	4000	60°
4030-T8E	Trilux	T8E	PRX-Retroline Trilux T8E 32-60W 4880-9150lm 4000K 30°	32-60	4880-9150	4000	30°
4030-T8E-N	Trilux	T8E	PRX-Retroline Trilux T8E 32-60W 4880-9150lm 4000K 30° Nood	32-60	4880-9150	4000	30°
40120-T5E	Trilux	T5E	PRX-Retroline Trilux T5E 32-60W 4880-9150lm 4000K 120°	32-60	4880-9150	4000	120°
40120-T5E-N	Trilux	T5E	PRX-Retroline Trilux T5E 32-60W 4880-9150lm 4000K 120° Nood	32-60	4880-9150	4000	120°
4090-T5E	Trilux	T5E	PRX-Retroline Trilux T5E 32-60W 4880-9150lm 4000K 90°	32-60	4880-9150	4000	90°
4090-T5E-N	Trilux	T5E	PRX-Retroline Trilux T5E 32-60W 4880-9150lm 4000K 90° Nood	32-60	4880-9150	4000	90°
4060-T5E	Trilux	T5E	PRX-Retroline Trilux T5E 32-60W 4880-9150lm 4000K 60°	32-60	4880-9150	4000	60°
4060-T5E-N	Trilux	T5E	PRX-Retroline Trilux T5E 32-60W 4880-9150lm 4000K 60° Nood	32-60	4880-9150	4000	60°
4030-T5E	Trilux	T5E	PRX-Retroline Trilux T5E 32-60W 4880-9150lm 4000K 30°	32-60	4880-9150	4000	30°
4030-T5E-N	Trilux	T5E	PRX-Retroline Trilux T5E 32-60W 4880-9150lm 4000K 30° Nood	32-60	4880-9150	4000	30°
50120-T8E	Trilux	T8E	PRX-Retroline Trilux T8E 32-60W 4880-9150lm 5000K 120°	32-60	4880-9150	5000	120°
50120-T8E-N	Trilux	T8E	PRX-Retroline Trilux T8E 32-60W 4880-9150lm 5000K 120° Nood	32-60	4880-9150	5000	120°
5090-T8E	Trilux	T8E	PRX-Retroline Trilux T8E 32-60W 4880-9150lm 5000K 90°	32-60	4880-9150	5000	90°
5090-T8E-N	Trilux	T8E	PRX-Retroline Trilux T8E 32-60W 4880-9150lm 5000K 90° Nood	32-60	4880-9150	5000	90°
5060-T8E	Trilux	T8E	PRX-Retroline Trilux T8E 32-60W 4880-9150lm 5000K 60°	32-60	4880-9150	5000	60°
5060-T8E-N	Trilux	T8E	PRX-Retroline Trilux T8E 32-60W 4880-9150lm 5000K 60° Nood	32-60	4880-9150	5000	60°
5030-T8E	Trilux	T8E	PRX-Retroline Trilux T8E 32-60W 4880-9150lm 5000K 30°	32-60	4880-9150	5000	30°
5030-T8E-N	Trilux	T8E	PRX-Retroline Trilux T8E 32-60W 4880-9150lm 5000K 30° Nood	32-60	4880-9150	5000	30°
50120-T5E	Trilux	T5E	PRX-Retroline Trilux T5E 32-60W 4880-9150lm 5000K 120°	32-60	4880-9150	5000	120°

BESTELGEGEVENS

Artikelcode	Merk	Type		W	lm	Kelvin	Bundel
50120-T5E-N	Trilux	T5E	PRX-Retroline Trilux T5E 32-60W 4880-9150lm 5000K 120° Nood	32-60	4880-9150	5000	120°
5090-T5E	Trilux	T5E	PRX-Retroline Trilux T5E 32-60W 4880-9150lm 5000K 90°	32-60	4880-9150	5000	90°
5090-T5E-N	Trilux	T5E	PRX-Retroline Trilux T5E 32-60W 4880-9150lm 5000K 90° Nood	32-60	4880-9150	5000	90°
5060-T5E	Trilux	T5E	PRX-Retroline Trilux T5E 32-60W 4880-9150lm 5000K 60°	32-60	4880-9150	5000	60°
5060-T5E-N	Trilux	T5E	PRX-Retroline Trilux T5E 32-60W 4880-9150lm 5000K 60° Nood	32-60	4880-9150	5000	60°
5030-T5E	Trilux	T5E	PRX-Retroline Trilux T5E 32-60W 4880-9150lm 5000K 30°	32-60	4880-9150	5000	30°
5030-T5E-N	Trilux	T5E	PRX-Retroline Trilux T5E 32-60W 4880-9150lm 5000K 30° Nood	32-60	4880-9150	5000	30°
65120-T8E	Trilux	T8E	PRX-Retroline Trilux T8E 32-60W 4880-9150lm 6500K 120°	32-60	4880-9150	6500	120°
65120-T8E-N	Trilux	T8E	PRX-Retroline Trilux T8E 32-60W 4880-9150lm 6500K 120° Nood	32-60	4880-9150	6500	120°
6590-T8E	Trilux	T8E	PRX-Retroline Trilux T8E 32-60W 4880-9150lm 6500K 90°	32-60	4880-9150	6500	90°
6590-T8E-N	Trilux	T8E	PRX-Retroline Trilux T8E 32-60W 4880-9150lm 6500K 90° Nood	32-60	4880-9150	6500	90°
6560-T8E	Trilux	T8E	PRX-Retroline Trilux T8E 32-60W 4880-9150lm 6500K 60°	32-60	4880-9150	6500	60°
6560-T8E-N	Trilux	T8E	PRX-Retroline Trilux T8E 32-60W 4880-9150lm 6500K 60° Nood	32-60	4880-9150	6500	60°
6530-T8E	Trilux	T8E	PRX-Retroline Trilux T8E 32-60W 4880-9150lm 6500K 30°	32-60	4880-9150	6500	30°
6530-T8E-N	Trilux	T8E	PRX-Retroline Trilux T8E 32-60W 4880-9150lm 6500K 30° Nood	32-60	4880-9150	6500	30°
65120-T5E	Trilux	T5E	PRX-Retroline Trilux T5E 32-60W 4880-9150lm 6500K 120°	32-60	4880-9150	6500	120°
65120-T5E-N	Trilux	T5E	PRX-Retroline Trilux T5E 32-60W 4880-9150lm 6500K 120° Nood	32-60	4880-9150	6500	120°
6590-T5E	Trilux	T5E	PRX-Retroline Trilux T5E 32-60W 4880-9150lm 6500K 90°	32-60	4880-9150	6500	90°
6590-T5E-N	Trilux	T5E	PRX-Retroline Trilux T5E 32-60W 4880-9150lm 6500K 90° Nood	32-60	4880-9150	6500	90°
6560-T5E	Trilux	T5E	PRX-Retroline Trilux T5E 32-60W 4880-9150lm 6500K 60°	32-60	4880-9150	6500	60°
6560-T5E-N	Trilux	T5E	PRX-Retroline Trilux T5E 32-60W 4880-9150lm 6500K 60° Nood	32-60	4880-9150	6500	60°
6530-T5E	Trilux	T5E	PRX-Retroline Trilux T5E 32-60W 4880-9150lm 6500K 30°	32-60	4880-9150	6500	30°
6530-T5E-N	Trilux	T5E	PRX-Retroline Trilux T5E 32-60W 4880-9150lm 6500K 30° Nood	32-60	4880-9150	6500	30°
40120-SDT	Regiolux	SDT	PRX-Retroline Regiolux SDT 32-60W 4880-9150lm 4000K 120°	32-60	4880-9150	4000	120°
40120-SDT-N	Regiolux	SDT	PRX-Retroline Regiolux SDT 32-60W 4880-9150lm 4000K 120° Nood	32-60	4880-9150	4000	120°
4090-SDT	Regiolux	SDT	PRX-Retroline Regiolux SDT 32-60W 4880-9150lm 4000K 90°	32-60	4880-9150	4000	90°
4090-SDT-N	Regiolux	SDT	PRX-Retroline Regiolux SDT 32-60W 4880-9150lm 4000K 90° Nood	32-60	4880-9150	4000	90°
4060-SDT	Regiolux	SDT	PRX-Retroline Regiolux SDT 32-60W 4880-9150lm 4000K 60°	32-60	4880-9150	4000	60°
4060-SDT-N	Regiolux	SDT	PRX-Retroline Regiolux SDT 32-60W 4880-9150lm 4000K 60° Nood	32-60	4880-9150	4000	60°
4030-SDT	Regiolux	SDT	PRX-Retroline Regiolux SDT 32-60W 4880-9150lm 4000K 30°	32-60	4880-9150	4000	30°
4030-SDT-N	Regiolux	SDT	PRX-Retroline Regiolux SDT 32-60W 4880-9150lm 4000K 30° Nood	32-60	4880-9150	4000	30°
40120-SMT-SPT	Regiolux	SMT	PRX-Retroline Regiolux SMT 32-60W 4880-9150lm 4000K 120°	32-60	4880-9150	4000	120°
40120-SMT-SPT-N	Regiolux	SMT	PRX-Retroline Regiolux SMT 32-60W 4880-9150lm 4000K 120° Nood	32-60	4880-9150	4000	120°
4090-SMT-SPT	Regiolux	SMT	PRX-Retroline Regiolux SMT 32-60W 4880-9150lm 4000K 90°	32-60	4880-9150	4000	90°
4090-SMT-SPT-N	Regiolux	SMT	PRX-Retroline Regiolux SMT 32-60W 4880-9150lm 4000K 90° Nood	32-60	4880-9150	4000	90°
4060-SMT-SPT	Regiolux	SMT	PRX-Retroline Regiolux SMT 32-60W 4880-9150lm 4000K 60°	32-60	4880-9150	4000	60°
4060-SMT-SPT-N	Regiolux	SMT	PRX-Retroline Regiolux SMT 32-60W 4880-9150lm 4000K 60° Nood	32-60	4880-9150	4000	60°
4030-SMT-SPT	Regiolux	SMT	PRX-Retroline Regiolux SMT 32-60W 4880-9150lm 4000K 30°	32-60	4880-9150	4000	30°
4030-SMT-SPT-N	Regiolux	SMT	PRX-Retroline Regiolux SMT 32-60W 4880-9150lm 4000K 30° Nood	32-60	4880-9150	4000	30°
50120-SDT	Regiolux	SDT	PRX-Retroline Regiolux SDT 32-60W 4880-9150lm 5000K 120°	32-60	4880-9150	5000	120°
50120-SDT-N	Regiolux	SDT	PRX-Retroline Regiolux SDT 32-60W 4880-9150lm 5000K 120° Nood	32-60	4880-9150	5000	120°
5090-SDT	Regiolux	SDT	PRX-Retroline Regiolux SDT 32-60W 4880-9150lm 5000K 90°	32-60	4880-9150	5000	90°
5090-SDT-N	Regiolux	SDT	PRX-Retroline Regiolux SDT 32-60W 4880-9150lm 5000K 90° Nood	32-60	4880-9150	5000	90°
5060-SDT	Regiolux	SDT	PRX-Retroline Regiolux SDT 32-60W 4880-9150lm 5000K 60°	32-60	4880-9150	5000	60°
5060-SDT-N	Regiolux	SDT	PRX-Retroline Regiolux SDT 32-60W 4880-9150lm 5000K 60° Nood	32-60	4880-9150	5000	60°
5030-SDT	Regiolux	SDT	PRX-Retroline Regiolux SDT 32-60W 4880-9150lm 5000K 30°	32-60	4880-9150	5000	30°

BESTELGEGEVENS

Artikelcode	Merk	Type		W	lm	Kelvin	Bundel
5030-SDT-N	Regiolux	SDT	PRX-Retroline Regiolux SDT 32-60W 4880-9150lm 5000K 30° Nood	32-60	4880-9150	5000	30°
50120-SMT-SPT	Regiolux	SMT	PRX-Retroline Regiolux SMT 32-60W 4880-9150lm 5000K 120°	32-60	4880-9150	5000	120°
50120-SMT-SPT-N	Regiolux	SMT	PRX-Retroline Regiolux SMT 32-60W 4880-9150lm 5000K 120° Nood	32-60	4880-9150	5000	120°
5090-SMT-SPT	Regiolux	SMT	PRX-Retroline Regiolux SMT 32-60W 4880-9150lm 5000K 90°	32-60	4880-9150	5000	90°
5090-SMT-SPT-N	Regiolux	SMT	PRX-Retroline Regiolux SMT 32-60W 4880-9150lm 5000K 90° Nood	32-60	4880-9150	5000	90°
5060-SMT-SPT	Regiolux	SMT	PRX-Retroline Regiolux SMT 32-60W 4880-9150lm 5000K 60°	32-60	4880-9150	5000	60°
5060-SMT-SPT-N	Regiolux	SMT	PRX-Retroline Regiolux SMT 32-60W 4880-9150lm 5000K 60° Nood	32-60	4880-9150	5000	60°
5030-SMT-SPT	Regiolux	SMT	PRX-Retroline Regiolux SMT 32-60W 4880-9150lm 5000K 30°	32-60	4880-9150	5000	30°
5030-SMT-SPT-N	Regiolux	SMT	PRX-Retroline Regiolux SMT 32-60W 4880-9150lm 5000K 30° Nood	32-60	4880-9150	5000	30°
65120-SDT	Regiolux	SDT	PRX-Retroline Regiolux SDT 32-60W 4880-9150lm 6500K 120°	32-60	4880-9150	6500	120°
65120-SDT-N	Regiolux	SDT	PRX-Retroline Regiolux SDT 32-60W 4880-9150lm 6500K 120° Nood	32-60	4880-9150	6500	120°
6590-SDT	Regiolux	SDT	PRX-Retroline Regiolux SDT 32-60W 4880-9150lm 6500K 90°	32-60	4880-9150	6500	90°
6590-SDT-N	Regiolux	SDT	PRX-Retroline Regiolux SDT 32-60W 4880-9150lm 6500K 90° Nood	32-60	4880-9150	6500	90°
6560-SDT	Regiolux	SDT	PRX-Retroline Regiolux SDT 32-60W 4880-9150lm 6500K 60°	32-60	4880-9150	6500	60°
6560-SDT-N	Regiolux	SDT	PRX-Retroline Regiolux SDT 32-60W 4880-9150lm 6500K 60° Nood	32-60	4880-9150	6500	60°
6530-SDT	Regiolux	SDT	PRX-Retroline Regiolux SDT 32-60W 4880-9150lm 6500K 30°	32-60	4880-9150	6500	30°
6530-SDT-N	Regiolux	SDT	PRX-Retroline Regiolux SDT 32-60W 4880-9150lm 6500K 30° Nood	32-60	4880-9150	6500	30°
65120-SMT-SPT	Regiolux	SMT	PRX-Retroline Regiolux SMT 32-60W 4880-9150lm 6500K 120°	32-60	4880-9150	6500	120°
65120-SMT-SPT-N	Regiolux	SMT	PRX-Retroline Regiolux SMT 32-60W 4880-9150lm 6500K 120° Nood	32-60	4880-9150	6500	120°
6590-SMT-SPT	Regiolux	SMT	PRX-Retroline Regiolux SMT 32-60W 4880-9150lm 6500K 90°	32-60	4880-9150	6500	90°
6590-SMT-SPT-N	Regiolux	SMT	PRX-Retroline Regiolux SMT 32-60W 4880-9150lm 6500K 90° Nood	32-60	4880-9150	6500	90°
6560-SMT-SPT	Regiolux	SMT	PRX-Retroline Regiolux SMT 32-60W 4880-9150lm 6500K 60°	32-60	4880-9150	6500	60°
6560-SMT-SPT-N	Regiolux	SMT	PRX-Retroline Regiolux SMT 32-60W 4880-9150lm 6500K 60° Nood	32-60	4880-9150	6500	60°
6530-SMT-SPT	Regiolux	SMT	PRX-Retroline Regiolux SMT 32-60W 4880-9150lm 6500K 30°	32-60	4880-9150	6500	30°
6530-SMT-SPT-N	Regiolux	SMT	PRX-Retroline Regiolux SMT 32-60W 4880-9150lm 6500K 30° Nood	32-60	4880-9150	6500	30°
40120-LUD1960	Ludwig	1960	PRX-Retroline Ludwig 1960 32-60W 4880-9150lm 4000K 120°	32-60	4880-9150	4000	120°
40120-LUD1960-N	Ludwig	1960	PRX-Retroline Ludwig 1960 32-60W 4880-9150lm 4000K 120° Nood	32-60	4880-9150	4000	120°
4090-LUD1960	Ludwig	1960	PRX-Retroline Ludwig 1960 32-60W 4880-9150lm 4000K 90°	32-60	4880-9150	4000	90°
4090-LUD1960-N	Ludwig	1960	PRX-Retroline Ludwig 1960 32-60W 4880-9150lm 4000K 90° Nood	32-60	4880-9150	4000	90°
4060-LUD1960	Ludwig	1960	PRX-Retroline Ludwig 1960 32-60W 4880-9150lm 4000K 60°	32-60	4880-9150	4000	60°
4060-LUD1960-N	Ludwig	1960	PRX-Retroline Ludwig 1960 32-60W 4880-9150lm 4000K 60° Nood	32-60	4880-9150	4000	60°
4030-LUD1960	Ludwig	1960	PRX-Retroline Ludwig 1960 32-60W 4880-9150lm 4000K 30°	32-60	4880-9150	4000	30°
4030-LUD1960-N	Ludwig	1960	PRX-Retroline Ludwig 1960 32-60W 4880-9150lm 4000K 30° Nood	32-60	4880-9150	4000	30°
50120-LUD1960	Ludwig	1960	PRX-Retroline Ludwig 1960 32-60W 4880-9150lm 5000K 120°	32-60	4880-9150	5000	120°
50120-LUD1960-N	Ludwig	1960	PRX-Retroline Ludwig 1960 32-60W 4880-9150lm 5000K 120° Nood	32-60	4880-9150	5000	120°
5090-LUD1960	Ludwig	1960	PRX-Retroline Ludwig 1960 32-60W 4880-9150lm 5000K 90°	32-60	4880-9150	5000	90°
5090-LUD1960-N	Ludwig	1960	PRX-Retroline Ludwig 1960 32-60W 4880-9150lm 5000K 90° Nood	32-60	4880-9150	5000	90°
5060-LUD1960	Ludwig	1960	PRX-Retroline Ludwig 1960 32-60W 4880-9150lm 5000K 60°	32-60	4880-9150	5000	60°
5060-LUD1960-N	Ludwig	1960	PRX-Retroline Ludwig 1960 32-60W 4880-9150lm 5000K 60° Nood	32-60	4880-9150	5000	60°
5030-LUD1960	Ludwig	1960	PRX-Retroline Ludwig 1960 32-60W 4880-9150lm 5000K 30°	32-60	4880-9150	5000	30°
5030-LUD1960-N	Ludwig	1960	PRX-Retroline Ludwig 1960 32-60W 4880-9150lm 5000K 30° Nood	32-60	4880-9150	5000	30°
65120-LUD1960	Ludwig	1960	PRX-Retroline Ludwig 1960 32-60W 4880-9150lm 6500K 120°	32-60	4880-9150	6500	120°
65120-LUD1960-N	Ludwig	1960	PRX-Retroline Ludwig 1960 32-60W 4880-9150lm 6500K 120° Nood	32-60	4880-9150	6500	120°
6590-LUD1960	Ludwig	1960	PRX-Retroline Ludwig 1960 32-60W 4880-9150lm 6500K 90°	32-60	4880-9150	6500	90°
6590-LUD1960-N	Ludwig	1960	PRX-Retroline Ludwig 1960 32-60W 4880-9150lm 6500K 90° Nood	32-60	4880-9150	6500	90°
6560-LUD1960	Ludwig	1960	PRX-Retroline Ludwig 1960 32-60W 4880-9150lm 6500K 60°	32-60	4880-9150	6500	60°

BESTELGEGEVENS

Artikelcode	Merk	Type		W	lm	Kelvin	Bundel
6590-LUD2061-T5-N	Ludwig	2060-2	PRX-Retroline Ludwig 2060-2 32-60W 4880-9150lm 6500K 90° Nood	32-60	4880-9150	6500	90°
6560-LUD2061-T5	Ludwig	2060-2	PRX-Retroline Ludwig 2060-2 32-60W 4880-9150lm 6500K 60°	32-60	4880-9150	6500	60°
6560-LUD2061-T5-N	Ludwig	2060-2	PRX-Retroline Ludwig 2060-2 32-60W 4880-9150lm 6500K 60° Nood	32-60	4880-9150	6500	60°
6530-LUD2061-T5	Ludwig	2060-2	PRX-Retroline Ludwig 2060-2 32-60W 4880-9150lm 6500K 30°	32-60	4880-9150	6500	30°
6530-LUD2061-T5-N	Ludwig	2060-2	PRX-Retroline Ludwig 2060-2 32-60W 4880-9150lm 6500K 30° Nood	32-60	4880-9150	6500	30°
40120-VLSG5	RIDI	VLSG-5	PRX-Retroline RIDI VLSG-5 32-60W 4880-9150lm 4000K 120°	32-60	4880-9150	4000	120°
40120-VLSG5-N	RIDI	VLSG-5	PRX-Retroline RIDI VLSG-5 32-60W 4880-9150lm 4000K 120° Nood	32-60	4880-9150	4000	120°
4090-VLSG5	RIDI	VLSG-5	PRX-Retroline RIDI VLSG-5 32-60W 4880-9150lm 4000K 90°	32-60	4880-9150	4000	90°
4090-VLSG5-N	RIDI	VLSG-5	PRX-Retroline RIDI VLSG-5 32-60W 4880-9150lm 4000K 90° Nood	32-60	4880-9150	4000	90°
4060-VLSG5	RIDI	VLSG-5	PRX-Retroline RIDI VLSG-5 32-60W 4880-9150lm 4000K 60°	32-60	4880-9150	4000	60°
4060-VLSG5-N	RIDI	VLSG-5	PRX-Retroline RIDI VLSG-5 32-60W 4880-9150lm 4000K 60° Nood	32-60	4880-9150	4000	60°
4030-VLSG5	RIDI	VLSG-5	PRX-Retroline RIDI VLSG-5 32-60W 4880-9150lm 4000K 30°	32-60	4880-9150	4000	30°
4030-VLSG5-N	RIDI	VLSG-5	PRX-Retroline RIDI VLSG-5 32-60W 4880-9150lm 4000K 30° Nood	32-60	4880-9150	4000	30°
40120-VLSG7-T8	RIDI	VLSG-7	PRX-Retroline RIDI VLSG-7 32-60W 4880-9150lm 4000K 120°	32-60	4880-9150	4000	120°
40120-VLSG7-T8-N	RIDI	VLSG-7	PRX-Retroline RIDI VLSG-7 32-60W 4880-9150lm 4000K 120° Nood	32-60	4880-9150	4000	120°
4090-VLSG7-T8	RIDI	VLSG-7	PRX-Retroline RIDI VLSG-7 32-60W 4880-9150lm 4000K 90°	32-60	4880-9150	4000	90°
4090-VLSG7-T8-N	RIDI	VLSG-7	PRX-Retroline RIDI VLSG-7 32-60W 4880-9150lm 4000K 90° Nood	32-60	4880-9150	4000	90°
4060-VLSG7-T8	RIDI	VLSG-7	PRX-Retroline RIDI VLSG-7 32-60W 4880-9150lm 4000K 60°	32-60	4880-9150	4000	60°
4060-VLSG7-T8-N	RIDI	VLSG-7	PRX-Retroline RIDI VLSG-7 32-60W 4880-9150lm 4000K 60° Nood	32-60	4880-9150	4000	60°
4030-VLSG7-T8	RIDI	VLSG-7	PRX-Retroline RIDI VLSG-7 32-60W 4880-9150lm 4000K 30°	32-60	4880-9150	4000	30°
4030-VLSG7-T8-N	RIDI	VLSG-7	PRX-Retroline RIDI VLSG-7 32-60W 4880-9150lm 4000K 30° Nood	32-60	4880-9150	4000	30°
50120-VLSG5	RIDI	VLSG-5	PRX-Retroline RIDI VLSG-5 32-60W 4880-9150lm 5000K 120°	32-60	4880-9150	5000	120°
50120-VLSG5-N	RIDI	VLSG-5	PRX-Retroline RIDI VLSG-5 32-60W 4880-9150lm 5000K 120° Nood	32-60	4880-9150	5000	120°
5090-VLSG5	RIDI	VLSG-5	PRX-Retroline RIDI VLSG-5 32-60W 4880-9150lm 5000K 90°	32-60	4880-9150	5000	90°
5090-VLSG5-N	RIDI	VLSG-5	PRX-Retroline RIDI VLSG-5 32-60W 4880-9150lm 5000K 90° Nood	32-60	4880-9150	5000	90°
5060-VLSG5	RIDI	VLSG-5	PRX-Retroline RIDI VLSG-5 32-60W 4880-9150lm 5000K 60°	32-60	4880-9150	5000	60°
5060-VLSG5-N	RIDI	VLSG-5	PRX-Retroline RIDI VLSG-5 32-60W 4880-9150lm 5000K 60° Nood	32-60	4880-9150	5000	60°
5030-VLSG5	RIDI	VLSG-5	PRX-Retroline RIDI VLSG-5 32-60W 4880-9150lm 5000K 30°	32-60	4880-9150	5000	30°
5030-VLSG5-N	RIDI	VLSG-5	PRX-Retroline RIDI VLSG-5 32-60W 4880-9150lm 5000K 30° Nood	32-60	4880-9150	5000	30°
50120-VLSG7-T8	RIDI	VLSG-7	PRX-Retroline RIDI VLSG-7 32-60W 4880-9150lm 5000K 120°	32-60	4880-9150	5000	120°
50120-VLSG7-T8-N	RIDI	VLSG-7	PRX-Retroline RIDI VLSG-7 32-60W 4880-9150lm 5000K 120° Nood	32-60	4880-9150	5000	120°
5090-VLSG7-T8	RIDI	VLSG-7	PRX-Retroline RIDI VLSG-7 32-60W 4880-9150lm 5000K 90°	32-60	4880-9150	5000	90°
5090-VLSG7-T8-N	RIDI	VLSG-7	PRX-Retroline RIDI VLSG-7 32-60W 4880-9150lm 5000K 90° Nood	32-60	4880-9150	5000	90°
5060-VLSG7-T8	RIDI	VLSG-7	PRX-Retroline RIDI VLSG-7 32-60W 4880-9150lm 5000K 60°	32-60	4880-9150	5000	60°
5060-VLSG7-T8-N	RIDI	VLSG-7	PRX-Retroline RIDI VLSG-7 32-60W 4880-9150lm 5000K 60° Nood	32-60	4880-9150	5000	60°
5030-VLSG7-T8	RIDI	VLSG-7	PRX-Retroline RIDI VLSG-7 32-60W 4880-9150lm 5000K 30°	32-60	4880-9150	5000	30°
5030-VLSG7-T8-N	RIDI	VLSG-7	PRX-Retroline RIDI VLSG-7 32-60W 4880-9150lm 5000K 30° Nood	32-60	4880-9150	5000	30°
65120-VLSG5	RIDI	VLSG-5	PRX-Retroline RIDI VLSG-5 32-60W 4880-9150lm 6500K 120°	32-60	4880-9150	6500	120°
65120-VLSG5-N	RIDI	VLSG-5	PRX-Retroline RIDI VLSG-5 32-60W 4880-9150lm 6500K 120° Nood	32-60	4880-9150	6500	120°
6590-VLSG5	RIDI	VLSG-5	PRX-Retroline RIDI VLSG-5 32-60W 4880-9150lm 6500K 90°	32-60	4880-9150	6500	90°
6590-VLSG5-N	RIDI	VLSG-5	PRX-Retroline RIDI VLSG-5 32-60W 4880-9150lm 6500K 90° Nood	32-60	4880-9150	6500	90°
6560-VLSG5	RIDI	VLSG-5	PRX-Retroline RIDI VLSG-5 32-60W 4880-9150lm 6500K 60°	32-60	4880-9150	6500	60°
6560-VLSG5-N	RIDI	VLSG-5	PRX-Retroline RIDI VLSG-5 32-60W 4880-9150lm 6500K 60° Nood	32-60	4880-9150	6500	60°
6530-VLSG5	RIDI	VLSG-5	PRX-Retroline RIDI VLSG-5 32-60W 4880-9150lm 6500K 30°	32-60	4880-9150	6500	30°
6530-VLSG5-N	RIDI	VLSG-5	PRX-Retroline RIDI VLSG-5 32-60W 4880-9150lm 6500K 30° Nood	32-60	4880-9150	6500	30°
65120-VLSG7-T8	RIDI	VLSG-7	PRX-Retroline RIDI VLSG-7 32-60W 4880-9150lm 6500K 120°	32-60	4880-9150	6500	120°

BESTELGEGEVENS

Artikelcode	Merk	Type		W	lm	Kelvin	Bundel
65120-VLSG7-T8-N	RIDI	VLSG-7	PRX-Retroline RIDI VLSG-7 32-60W 4880-9150lm 6500K 120° Nood	32-60	4880-9150	6500	120°
6590-VLSG7-T8	RIDI	VLSG-7	PRX-Retroline RIDI VLSG-7 32-60W 4880-9150lm 6500K 90°	32-60	4880-9150	6500	90°
6590-VLSG7-T8-N	RIDI	VLSG-7	PRX-Retroline RIDI VLSG-7 32-60W 4880-9150lm 6500K 90° Nood	32-60	4880-9150	6500	90°
6560-VLSG7-T8	RIDI	VLSG-7	PRX-Retroline RIDI VLSG-7 32-60W 4880-9150lm 6500K 60°	32-60	4880-9150	6500	60°
6560-VLSG7-T8-N	RIDI	VLSG-7	PRX-Retroline RIDI VLSG-7 32-60W 4880-9150lm 6500K 60° Nood	32-60	4880-9150	6500	60°
6530-VLSG7-T8	RIDI	VLSG-7	PRX-Retroline RIDI VLSG-7 32-60W 4880-9150lm 6500K 30°	32-60	4880-9150	6500	30°
6530-VLSG7-T8-N	RIDI	VLSG-7	PRX-Retroline RIDI VLSG-7 32-60W 4880-9150lm 6500K 30° Nood	32-60	4880-9150	6500	30°
40120-VLSG7-T5	RIDI	VLSG-7 T5	PRX-Retroline RIDI VLSG-7 T5 32-60W 4880-9150lm 4000K 120°	32-60	4880-9150	4000	120°
40120-VLSG7-T5-N	RIDI	VLSG-7 T5	PRX-Retroline RIDI VLSG-7 T5 32-60W 4880-9150lm 4000K 120° Nood	32-60	4880-9150	4000	120°
4090-VLSG7-T5	RIDI	VLSG-7 T5	PRX-Retroline RIDI VLSG-7 T5 32-60W 4880-9150lm 4000K 90°	32-60	4880-9150	4000	90°
4090-VLSG7-T5-N	RIDI	VLSG-7 T5	PRX-Retroline RIDI VLSG-7 T5 32-60W 4880-9150lm 4000K 90° Nood	32-60	4880-9150	4000	90°
4060-VLSG7-T5	RIDI	VLSG-7 T5	PRX-Retroline RIDI VLSG-7 T5 32-60W 4880-9150lm 4000K 60°	32-60	4880-9150	4000	60°
4060-VLSG7-T5-N	RIDI	VLSG-7 T5	PRX-Retroline RIDI VLSG-7 T5 32-60W 4880-9150lm 4000K 60° Nood	32-60	4880-9150	4000	60°
4030-VLSG7-T5	RIDI	VLSG-7 T5	PRX-Retroline RIDI VLSG-7 T5 32-60W 4880-9150lm 4000K 30°	32-60	4880-9150	4000	30°
4030-VLSG7-T5-N	RIDI	VLSG-7 T5	PRX-Retroline RIDI VLSG-7 T5 32-60W 4880-9150lm 4000K 30° Nood	32-60	4880-9150	4000	30°
50120-VLSG7-T5	RIDI	VLSG-7 T5	PRX-Retroline RIDI VLSG-7 T5 32-60W 4880-9150lm 5000K 120°	32-60	4880-9150	5000	120°
50120-VLSG7-T5-N	RIDI	VLSG-7 T5	PRX-Retroline RIDI VLSG-7 T5 32-60W 4880-9150lm 5000K 120° Nood	32-60	4880-9150	5000	120°
5090-VLSG7-T5	RIDI	VLSG-7 T5	PRX-Retroline RIDI VLSG-7 T5 32-60W 4880-9150lm 5000K 90°	32-60	4880-9150	5000	90°
5090-VLSG7-T5-N	RIDI	VLSG-7 T5	PRX-Retroline RIDI VLSG-7 T5 32-60W 4880-9150lm 5000K 90° Nood	32-60	4880-9150	5000	90°
5060-VLSG7-T5	RIDI	VLSG-7 T5	PRX-Retroline RIDI VLSG-7 T5 32-60W 4880-9150lm 5000K 60°	32-60	4880-9150	5000	60°
5060-VLSG7-T5-N	RIDI	VLSG-7 T5	PRX-Retroline RIDI VLSG-7 T5 32-60W 4880-9150lm 5000K 60° Nood	32-60	4880-9150	5000	60°
5030-VLSG7-T5	RIDI	VLSG-7 T5	PRX-Retroline RIDI VLSG-7 T5 32-60W 4880-9150lm 5000K 30°	32-60	4880-9150	5000	30°
5030-VLSG7-T5-N	RIDI	VLSG-7 T5	PRX-Retroline RIDI VLSG-7 T5 32-60W 4880-9150lm 5000K 30° Nood	32-60	4880-9150	5000	30°
65120-VLSG7-T5	RIDI	VLSG-7 T5	PRX-Retroline RIDI VLSG-7 T5 32-60W 4880-9150lm 6500K 120°	32-60	4880-9150	6500	120°
65120-VLSG7-T5-N	RIDI	VLSG-7 T5	PRX-Retroline RIDI VLSG-7 T5 32-60W 4880-9150lm 6500K 120° Nood	32-60	4880-9150	6500	120°
6590-VLSG7-T5	RIDI	VLSG-7 T5	PRX-Retroline RIDI VLSG-7 T5 32-60W 4880-9150lm 6500K 90°	32-60	4880-9150	6500	90°
6590-VLSG7-T5-N	RIDI	VLSG-7 T5	PRX-Retroline RIDI VLSG-7 T5 32-60W 4880-9150lm 6500K 90° Nood	32-60	4880-9150	6500	90°
6560-VLSG7-T5	RIDI	VLSG-7 T5	PRX-Retroline RIDI VLSG-7 T5 32-60W 4880-9150lm 6500K 60°	32-60	4880-9150	6500	60°
6560-VLSG7-T5-N	RIDI	VLSG-7 T5	PRX-Retroline RIDI VLSG-7 T5 32-60W 4880-9150lm 6500K 60° Nood	32-60	4880-9150	6500	60°
6530-VLSG7-T5	RIDI	VLSG-7 T5	PRX-Retroline RIDI VLSG-7 T5 32-60W 4880-9150lm 6500K 30°	32-60	4880-9150	6500	30°
6530-VLSG7-T5-N	RIDI	VLSG-7 T5	PRX-Retroline RIDI VLSG-7 T5 32-60W 4880-9150lm 6500K 30° Nood	32-60	4880-9150	6500	30°
40120-VLG-T8	RIDI	VLG T8	PRX-Retroline RIDI VLG T8 32-60W 4880-9150lm 4000K 120°	32-60	4880-9150	4000	120°
40120-VLG-T8-N	RIDI	VLG T8	PRX-Retroline RIDI VLG T8 32-60W 4880-9150lm 4000K 120° Nood	32-60	4880-9150	4000	120°
4090-VLG-T8	RIDI	VLG T8	PRX-Retroline RIDI VLG T8 32-60W 4880-9150lm 4000K 90°	32-60	4880-9150	4000	90°
4090-VLG-T8-N	RIDI	VLG T8	PRX-Retroline RIDI VLG T8 32-60W 4880-9150lm 4000K 90° Nood	32-60	4880-9150	4000	90°
4060-VLG-T8	RIDI	VLG T8	PRX-Retroline RIDI VLG T8 32-60W 4880-9150lm 4000K 60°	32-60	4880-9150	4000	60°
4060-VLG-T8-N	RIDI	VLG T8	PRX-Retroline RIDI VLG T8 32-60W 4880-9150lm 4000K 60° Nood	32-60	4880-9150	4000	60°
4030-VLG-T8	RIDI	VLG T8	PRX-Retroline RIDI VLG T8 32-60W 4880-9150lm 4000K 30°	32-60	4880-9150	4000	30°
4030-VLG-T8-N	RIDI	VLG T8	PRX-Retroline RIDI VLG T8 32-60W 4880-9150lm 4000K 30° Nood	32-60	4880-9150	4000	30°
40120-VLG-T5	RIDI	VLG T5	PRX-Retroline RIDI VLG T5 32-60W 4880-9150lm 4000K 120°	32-60	4880-9150	4000	120°
40120-VLG-T5-N	RIDI	VLG T5	PRX-Retroline RIDI VLG T5 32-60W 4880-9150lm 4000K 120° Nood	32-60	4880-9150	4000	120°
4090-VLG-T5	RIDI	VLG T5	PRX-Retroline RIDI VLG T5 32-60W 4880-9150lm 4000K 90°	32-60	4880-9150	4000	90°
4090-VLG-T5-N	RIDI	VLG T5	PRX-Retroline RIDI VLG T5 32-60W 4880-9150lm 4000K 90° Nood	32-60	4880-9150	4000	90°
4060-VLG-T5	RIDI	VLG T5	PRX-Retroline RIDI VLG T5 32-60W 4880-9150lm 4000K 60°	32-60	4880-9150	4000	60°
4060-VLG-T5-N	RIDI	VLG T5	PRX-Retroline RIDI VLG T5 32-60W 4880-9150lm 4000K 60° Nood	32-60	4880-9150	4000	60°
4030-VLG-T5	RIDI	VLG T5	PRX-Retroline RIDI VLG T5 32-60W 4880-9150lm 4000K 30°	32-60	4880-9150	4000	30°

BESTELGEGEVENS

Artikelcode	Merk	Type		W	lm	Kelvin	Bundel
4030-VLG-T5-N	RIDI	VLG T5	PRX-Retroline RIDI VLG T5 32-60W 4880-9150lm 4000K 30° Nood	32-60	4880-9150	4000	30°
50120-VLG-T8	RIDI	VLG T8	PRX-Retroline RIDI VLG T8 32-60W 4880-9150lm 5000K 120°	32-60	4880-9150	5000	120°
50120-VLG-T8-N	RIDI	VLG T8	PRX-Retroline RIDI VLG T8 32-60W 4880-9150lm 5000K 120° Nood	32-60	4880-9150	5000	120°
5090-VLG-T8	RIDI	VLG T8	PRX-Retroline RIDI VLG T8 32-60W 4880-9150lm 5000K 90°	32-60	4880-9150	5000	90°
5090-VLG-T8-N	RIDI	VLG T8	PRX-Retroline RIDI VLG T8 32-60W 4880-9150lm 5000K 90° Nood	32-60	4880-9150	5000	90°
5060-VLG-T8	RIDI	VLG T8	PRX-Retroline RIDI VLG T8 32-60W 4880-9150lm 5000K 60°	32-60	4880-9150	5000	60°
5060-VLG-T8-N	RIDI	VLG T8	PRX-Retroline RIDI VLG T8 32-60W 4880-9150lm 5000K 60° Nood	32-60	4880-9150	5000	60°
5030-VLG-T8	RIDI	VLG T8	PRX-Retroline RIDI VLG T8 32-60W 4880-9150lm 5000K 30°	32-60	4880-9150	5000	30°
5030-VLG-T8-N	RIDI	VLG T8	PRX-Retroline RIDI VLG T8 32-60W 4880-9150lm 5000K 30° Nood	32-60	4880-9150	5000	30°
50120-VLG-T5	RIDI	VLG T5	PRX-Retroline RIDI VLG T5 32-60W 4880-9150lm 5000K 120°	32-60	4880-9150	5000	120°
50120-VLG-T5-N	RIDI	VLG T5	PRX-Retroline RIDI VLG T5 32-60W 4880-9150lm 5000K 120° Nood	32-60	4880-9150	5000	120°
5090-VLG-T5	RIDI	VLG T5	PRX-Retroline RIDI VLG T5 32-60W 4880-9150lm 5000K 90°	32-60	4880-9150	5000	90°
5090-VLG-T5-N	RIDI	VLG T5	PRX-Retroline RIDI VLG T5 32-60W 4880-9150lm 5000K 90° Nood	32-60	4880-9150	5000	90°
5060-VLG-T5	RIDI	VLG T5	PRX-Retroline RIDI VLG T5 32-60W 4880-9150lm 5000K 60°	32-60	4880-9150	5000	60°
5060-VLG-T5-N	RIDI	VLG T5	PRX-Retroline RIDI VLG T5 32-60W 4880-9150lm 5000K 60° Nood	32-60	4880-9150	5000	60°
5030-VLG-T5	RIDI	VLG T5	PRX-Retroline RIDI VLG T5 32-60W 4880-9150lm 5000K 30°	32-60	4880-9150	5000	30°
5030-VLG-T5-N	RIDI	VLG T5	PRX-Retroline RIDI VLG T5 32-60W 4880-9150lm 5000K 30° Nood	32-60	4880-9150	5000	30°
65120-VLG-T8	RIDI	VLG T8	PRX-Retroline RIDI VLG T8 32-60W 4880-9150lm 6500K 120°	32-60	4880-9150	6500	120°
65120-VLG-T8-N	RIDI	VLG T8	PRX-Retroline RIDI VLG T8 32-60W 4880-9150lm 6500K 120° Nood	32-60	4880-9150	6500	120°
6590-VLG-T8	RIDI	VLG T8	PRX-Retroline RIDI VLG T8 32-60W 4880-9150lm 6500K 90°	32-60	4880-9150	6500	90°
6590-VLG-T8-N	RIDI	VLG T8	PRX-Retroline RIDI VLG T8 32-60W 4880-9150lm 6500K 90° Nood	32-60	4880-9150	6500	90°
6560-VLG-T8	RIDI	VLG T8	PRX-Retroline RIDI VLG T8 32-60W 4880-9150lm 6500K 60°	32-60	4880-9150	6500	60°
6560-VLG-T8-N	RIDI	VLG T8	PRX-Retroline RIDI VLG T8 32-60W 4880-9150lm 6500K 60° Nood	32-60	4880-9150	6500	60°
6530-VLG-T8	RIDI	VLG T8	PRX-Retroline RIDI VLG T8 32-60W 4880-9150lm 6500K 30°	32-60	4880-9150	6500	30°
6530-VLG-T8-N	RIDI	VLG T8	PRX-Retroline RIDI VLG T8 32-60W 4880-9150lm 6500K 30° Nood	32-60	4880-9150	6500	30°
65120-VLG-T5	RIDI	VLG T5	PRX-Retroline RIDI VLG T5 32-60W 4880-9150lm 6500K 120°	32-60	4880-9150	6500	120°
65120-VLG-T5-N	RIDI	VLG T5	PRX-Retroline RIDI VLG T5 32-60W 4880-9150lm 6500K 120° Nood	32-60	4880-9150	6500	120°
6590-VLG-T5	RIDI	VLG T5	PRX-Retroline RIDI VLG T5 32-60W 4880-9150lm 6500K 90°	32-60	4880-9150	6500	90°
6590-VLG-T5-N	RIDI	VLG T5	PRX-Retroline RIDI VLG T5 32-60W 4880-9150lm 6500K 90° Nood	32-60	4880-9150	6500	90°
6560-VLG-T5	RIDI	VLG T5	PRX-Retroline RIDI VLG T5 32-60W 4880-9150lm 6500K 60°	32-60	4880-9150	6500	60°
6560-VLG-T5-N	RIDI	VLG T5	PRX-Retroline RIDI VLG T5 32-60W 4880-9150lm 6500K 60° Nood	32-60	4880-9150	6500	60°
6530-VLG-T5	RIDI	VLG T5	PRX-Retroline RIDI VLG T5 32-60W 4880-9150lm 6500K 30°	32-60	4880-9150	6500	30°
6530-VLG-T5-N	RIDI	VLG T5	PRX-Retroline RIDI VLG T5 32-60W 4880-9150lm 6500K 30° Nood	32-60	4880-9150	6500	30°
1005065		Blindplaat Universele TTX400/Veko/Norton					
1008141		Blindplaat TTX200					

Initiële prestaties (conform IEC) - Tolerantie +/- 10%

ACCESSOIRES

Blindplaat Universele
TTX400/Veko/Norton
1005065Blindplaat
TTX200
1008141